

PUBLIC HEALTH DEVON OUTCOMES REPORT

Domain 3. Health Protection

Indicator 3.03 Population Vaccination (MMR Aged 5)

Period: 2014-15 Q1

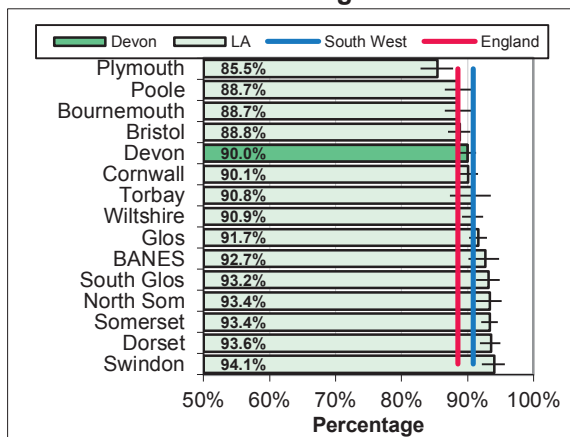
RAG Rating

	Green
A	Amber
	Red

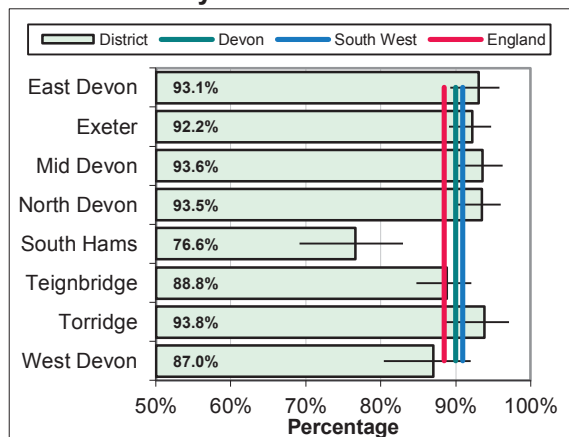
Overview
Of the 1,983 reaching the age of five in Devon in 2013-14, 1,785 were fully MMR immunised, meaning 198 were not. The uptake rate of 90.0% in Devon was below the South West (90.9%) and local authority comparator group (91.3%), and slightly above the England rate (88.5%). The highest uptake rates were in Northern and Eastern Devon and the lowest in the South Hams. Whilst uptake has improved locally, the increase has been slower than England as a whole.

Equalities
There is no clear relationship between area deprivation, age of parent(s), marital status of parent(s), other socio-economic factors and MMR uptake in Devon. However differences exist between communities based on local factors. The lowest uptake levels are seen in the Totnes area (74.3%), although rates have improved over recent years and the gap between Totnes and other areas has reduced.

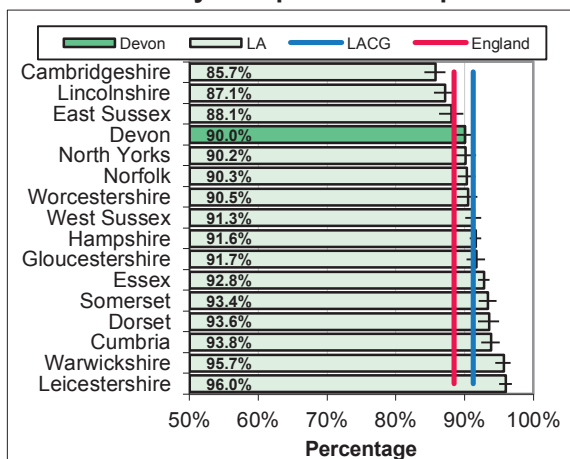
South West Benchmarking



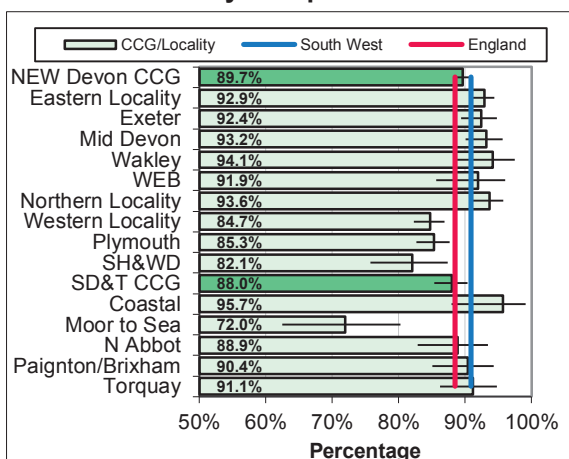
Local Authority District



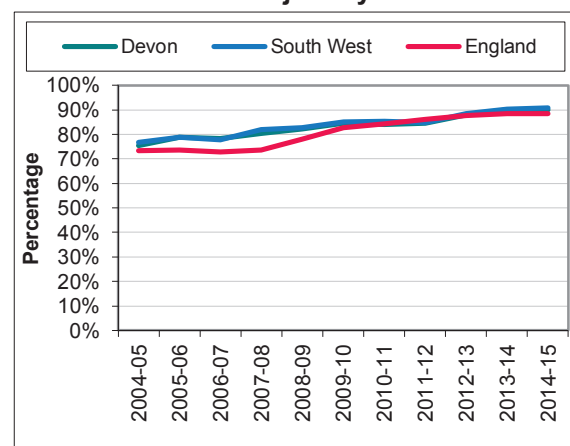
Local Authority Comparator Group



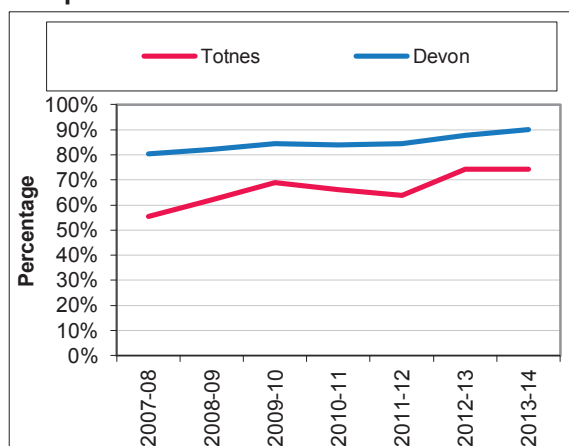
CCG and Locality Comparison



Trend and Future Trajectory



Inequalities



PUBLIC HEALTH DEVON OUTCOMES REPORT INDICATOR SPECIFICATION

Domain 3. Health Protection

Indicator 3.03 Population Vaccination (MMR Aged 5)

Period: 2013-14 (provisional)

Description	Percentage of eligible children who have received two doses of MMR vaccine on or after their 1st birthday and at any time up to their 5th birthday
Source	Cover of Vaccination Evaluated Rapidly (COVER) data collected by Public Health England (PHE). Available from The Health and Social Care Information Centre (IC).
Update Frequency	Quarterly, three months in arrears (Q2 2013-14 due end December 2014)
Outcomes Framework	Public Health Outcomes Framework Indicator 3.03
Detailed Specification	Numerator is the total number of children who received two doses of MMR on or after their first birthday and at any time up to their fifth birthday. Denominator is the total number of children whose fifth birthday falls within the time period. Crude percentage: numerator is divided by denominator and then multiplied by 100.
Chart Notes South West	Compares Upper Tier / Unitary Local Authorities in the South West Region. Error bar is 95% confidence interval.
Chart Notes Local Authority	Compares Local Authority Districts in the Devon County Council area. Error bar is 95% confidence interval.
Chart Notes Comparator	Compares Devon to similar upper tier / unitary local authorities using the 15 closest comparator councils from the Institute of Public Finance (IPF) statistical neighbours. Error bar is 95% confidence interval.
Chart Notes CCG/Locality	Displays rates for the two Clinical Commissioning Groups in the wider Devon area, their localities, and their sub-localities. This is based on GP practice attributions. Error bar is 95% confidence interval.
Chart Notes Trend	Compares Devon rate with South West region and England over time.
Chart Notes Inequalities	Compares Devon rate with town with lowest uptake rate (Totnes) over time.